

SIRIUS soft starter 200-480 V 171 A, 110-250 V AC Screw terminals
Analog output



Product brand name	SIRIUS
Product category	Hybrid switching devices
Product designation	Soft starter
Manufacturer's article number	<ul style="list-style-type: none"> • of HMI module usable 3RW5980-0HS00 • of HMI-Modul high-feature usable 3RW5980-0HF00 • of communication module PROFINET standard usable 3RW5980-0CS00 • of communication module PROFIBUS usable 3RW5980-0CP00 • of communication module Modbus TCP usable 3RW5980-0CT00 • of circuit breaker usable at 400 V 3VA2325-7MN32-0AA0; Type of coordination 1, Iq = 30 kA, CLASS 10 • of circuit breaker usable at 500 V 3VA2325-7MN32-0AA0; Type of coordination 1, Iq = 10 kA, CLASS 10 • of circuit breaker usable at 400 V at inside-delta circuit 3VA2440-7MN32-0AA0; Type of coordination 1, Iq = 30 kA, CLASS 10 • of circuit breaker usable at 500 V at inside-delta circuit 3VA2440-7MN32-0AA0; Type of coordination 1, Iq = 10 kA, CLASS 10 • of the gG fuse usable up to 690 V 3NA3365-6; Type of coordination 1, Iq = 65 kA • of the gG fuse usable at inside-delta circuit up to 500 V 3NA3365-6; Type of coordination 1, Iq = 65 kA

- of full range R fuse link for semiconductor protection usable up to 690 V
- of back-up R fuse link for semiconductor protection usable up to 690 V

[3NE1230-0; Type of coordination 2, Iq = 65 kA](#)

[3NE3335; Type of coordination 2, Iq = 65 kA](#)

General technical data

Starting voltage [%]	30 ... 100 %
Start-up ramp time of soft starter	0 ... 20 s
Product component	
• is supported HMI-Standard	Yes
• is supported HMI-High Feature	Yes
Product feature integrated bypass contact system	Yes
Number of controlled phases	3
Trip class	CLASS 10A (default) / 10E / 20E; acc. to IEC 60947-4-2
Insulation voltage	
• rated value	600 V
Degree of pollution	3
Impulse voltage rated value	6 kV
Blocking voltage of the thyristor maximum	1 400 V
Service factor	1
Surge voltage resistance rated value	6 kV
maximum permissible voltage for safe isolation	
• between main and auxiliary circuit	600 V
Protection class IP	IP00
Usage category acc. to IEC 60947-4-2	AC 53a
Shock resistance	15 g / 11 ms, from 12 g / 11 ms with potential contact lifting
Reference code acc. to DIN EN 81346-2	Q
Product function	
• ramp-up (soft starting)	Yes
• ramp-down (soft stop)	Yes
• Soft Torque	Yes
• Adjustable current limitation	Yes
• pump ramp down	Yes
• Intrinsic device protection	Yes
• motor overload protection	Yes; Electronic motor overload protection
• Evaluation of thermistor motor protection	No
• inside-delta circuit	Yes
• Auto-reset	Yes
• Manual RESET	Yes
• remote reset	Yes; By turning off the control supply voltage
• communication function	Yes
• via software configurable	Yes
• firmware update	Yes

- removable terminal for control circuit
- analog output

Yes
 Yes; 4 ... 20 mA (default) / 0 ... 10 V (parameterizable with High Feature HMI)

Power Electronics

Operating current	
• at 40 °C rated value	171 A
• at 50 °C rated value	153 A
• at 60 °C rated value	141 A
Operating current at inside-delta circuit	
• at 40 °C rated value	296 A
• at 50 °C rated value	265 A
• at 60 °C rated value	244 A
Operating voltage	
• rated value	200 ... 480 V
• at inside-delta circuit rated value	200 ... 480 V
Relative negative tolerance of the operating voltage	-15 %
Relative positive tolerance of the operating voltage	10 %
Relative negative tolerance of the operating voltage at inside-delta circuit	-15 %
Relative positive tolerance of the operating voltage at inside-delta circuit	10 %
Operating power for three-phase motors	
• at 230 V at 40 °C rated value	45 kW
• at 230 V at inside-delta circuit at 40 °C rated value	90 kW
• at 400 V at 40 °C rated value	90 kW
• at 400 V at inside-delta circuit at 40 °C rated value	160 kW
Operating frequency 1 rated value	50 Hz
Operating frequency 2 rated value	60 Hz
Relative negative tolerance of the operating frequency	-10 %
Relative positive tolerance of the operating frequency	10 %
Adjustable motor current	
• minimum	81 A
• at inside-delta circuit minimum	140 A
Minimum load [%]	15 %; Relative to smallest settable I _e
Power loss [W] for rated value of the current at AC	
• at 40 °C to power-up	63 W
• at 50 °C to power-up	58 W
• at 60 °C to power-up	54 W

Control circuit/ Control

Type of voltage of the control supply voltage	AC
Control supply voltage at AC	
• at 50 Hz	110 ... 250 V
• at 60 Hz	110 ... 250 V
Relative negative tolerance of the control supply voltage at AC at 50 Hz	-15 %
Relative positive tolerance of the control supply voltage at AC at 50 Hz	10 %
Relative negative tolerance of the control supply voltage at AC at 60 Hz	-15 %
Relative positive tolerance of the control supply voltage at AC at 60 Hz	10 %
Control supply voltage frequency	50 ... 60 Hz
Relative negative tolerance of the control supply voltage frequency	-10 %
Relative positive tolerance of the control supply voltage frequency	10 %
Control supply current in standby mode rated value	30 mA
Holding current in the by-pass mode operating rated value	75 mA
Starting current at close of by-pass contact maximum	2.5 A
Inrush current peak at connect of control supply voltage maximum	12.2 A
Duration of inrush current peak at connect of control supply voltage	2.2 ms
Design of the overvoltage protection	Varistor
Design of short-circuit protection for control circuit	4 A gG fuse (I _{cu} =1 kA), 6 A quick-acting fuse (I _{cu} =1 kA), C1 miniature circuit breaker (I _{cu} = 600 A), C6 miniature circuit breaker (I _{cu} = 300 A); Is not part of scope of supply

Inputs/ Outputs	
Number of digital inputs	1
Number of inputs for thermistor connection	0
Number of digital outputs	3
• not parameterizable	2
Digital output version	2 normally-open contacts (NO) / 1 changeover contact (CO)
Number of analog outputs	1
Switching capacity current of the relay outputs	
• at AC-15 at 250 V rated value	3 A
• at DC-13 at 24 V rated value	1 A

Installation/ mounting/ dimensions	
Mounting position	with vertical mounting surface +/-90° rotatable, with vertical mounting surface +/- 22.5° tiltable to the front and back
Mounting type	screw fixing
Height	306 mm

Width	185 mm
Depth	203 mm
Required spacing with side-by-side mounting	
• forwards	10 mm
• Backwards	0 mm
• upwards	100 mm
• downwards	75 mm
• at the side	5 mm
Installation altitude at height above sea level maximum	5 000 m; Derating as of 1000 m, see catalog
Weight without packaging	7.15 kg

Connections/Terminals

Type of electrical connection	
• for main current circuit	screw-type terminals
• for control circuit	screw-type terminals
Type of connectable conductor cross-sections	
• for DIN cable lug for main contacts stranded	2x (16 ... 95 mm ²)
• for DIN cable lug for main contacts finely stranded	2x (25 ... 120 mm ²)
Type of connectable conductor cross-sections	
• for control circuit solid	1x (0.5 ... 4.0 mm ²), 2x (0.5 ... 2.5 mm ²)
• for control circuit finely stranded with core end processing	1x (0.5 ... 2.5 mm ²), 2x (0.5 ... 1.5 mm ²)
• at AWG conductors for control circuit solid	1x (20 ... 12), 2x (20 ... 14)
Wire length	
• between soft starter and motor maximum	800 m
• at the digital inputs at AC maximum	100 m

Ambient conditions

Ambient temperature	
• during operation	-25 ... +60 °C
• during storage and transport	-40 ... +80 °C
Environmental category	
• during operation acc. to IEC 60721	3K6 (no ice formation, only occasional condensation), 3C3 (no salt mist), 3S2 (sand must not get into the devices), 3M6
• during storage acc. to IEC 60721	1K6 (only occasional condensation), 1C2 (no salt mist), 1S2 (sand must not get inside the devices), 1M4
• during transport acc. to IEC 60721	2K2, 2C1, 2S1, 2M2 (max. fall height 0.3 m)

Communication/ Protocol

Communication module is supported	
• PROFINET standard	Yes
• Modbus TCP	Yes
• PROFIBUS	Yes

UL/CSA ratings

Manufacturer's article number <ul style="list-style-type: none"> • of fuse at Standard Faults usable up to 575/600 V according to UL • of fuse at Standard Faults usable at inside-delta circuit up to 575/600 V according to UL 	Type: Class RK5 / K5, max. 400 A; I _q = 10 kA Type: Class RK5 / K5, max. 400 A; I _q = 10 kA
Operating power [hp] for three-phase motors <ul style="list-style-type: none"> • at 200/208 V at 50 °C rated value • at 220/230 V at 50 °C rated value • at 460/480 V at 50 °C rated value • at 200/208 V at inside-delta circuit at 50 °C rated value • at 220/230 V at inside-delta circuit at 50 °C rated value • at 460/480 V at inside-delta circuit at 50 °C rated value 	50 hp 50 hp 100 hp 75 hp 100 hp 200 hp
Contact rating of auxiliary contacts according to UL	R300-B300

General Product Approval	Declaration of Conformity	Test Certificates
---------------------------------	----------------------------------	--------------------------



CCC



CSA



UL



EG-Konf.

[Type Test Certificates/Test Report](#)

Marine / Shipping	other
--------------------------	--------------



PRS

[Confirmation](#)

Further information

Information- and Downloadcenter (Catalogs, Brochures,...)

<http://www.siemens.com/industrial-controls/catalogs>

Industry Mall (Online ordering system)

<https://mall.industry.siemens.com/mall/en/en/Catalog/product?mlfb=3RW5236-6AC14>

Cax online generator

<http://support.automation.siemens.com/WW/CAXorder/default.aspx?lang=en&mlfb=3RW5236-6AC14>

Service&Support (Manuals, Certificates, Characteristics, FAQs,...)

<https://support.industry.siemens.com/cs/ww/en/ps/3RW5236-6AC14>

Image database (product images, 2D dimension drawings, 3D models, device circuit diagrams, EPLAN macros, ...)

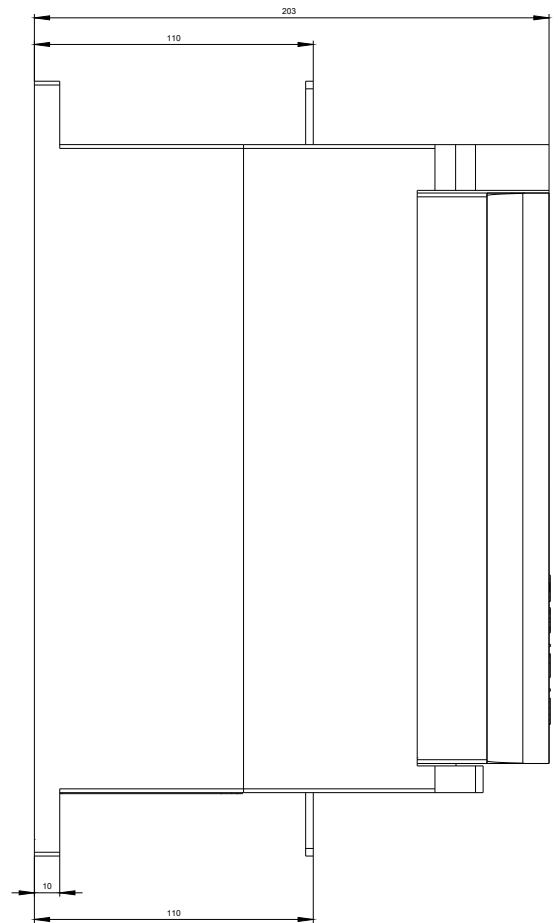
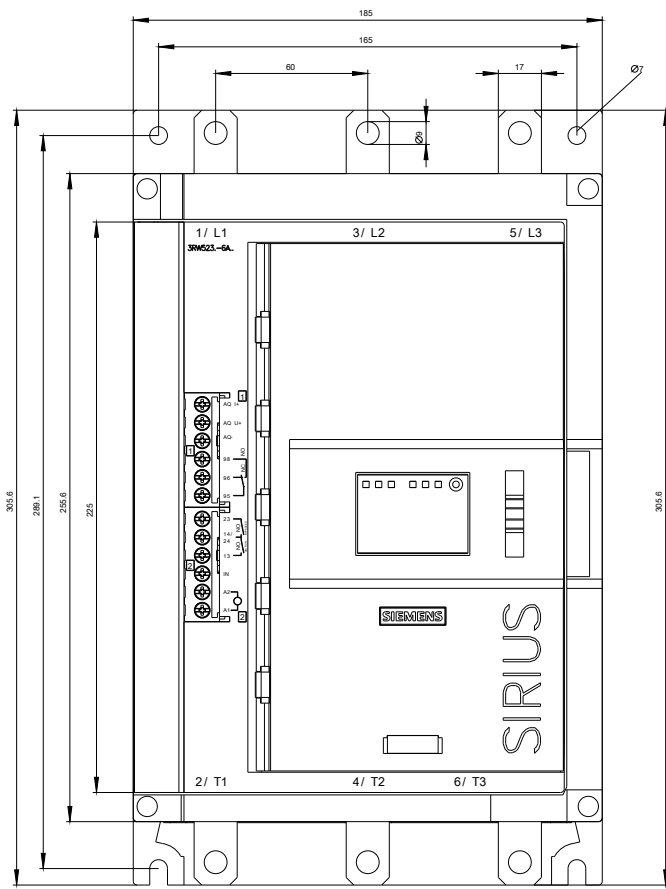
http://www.automation.siemens.com/bilddb/cax_de.aspx?mlfb=3RW5236-6AC14&lang=en

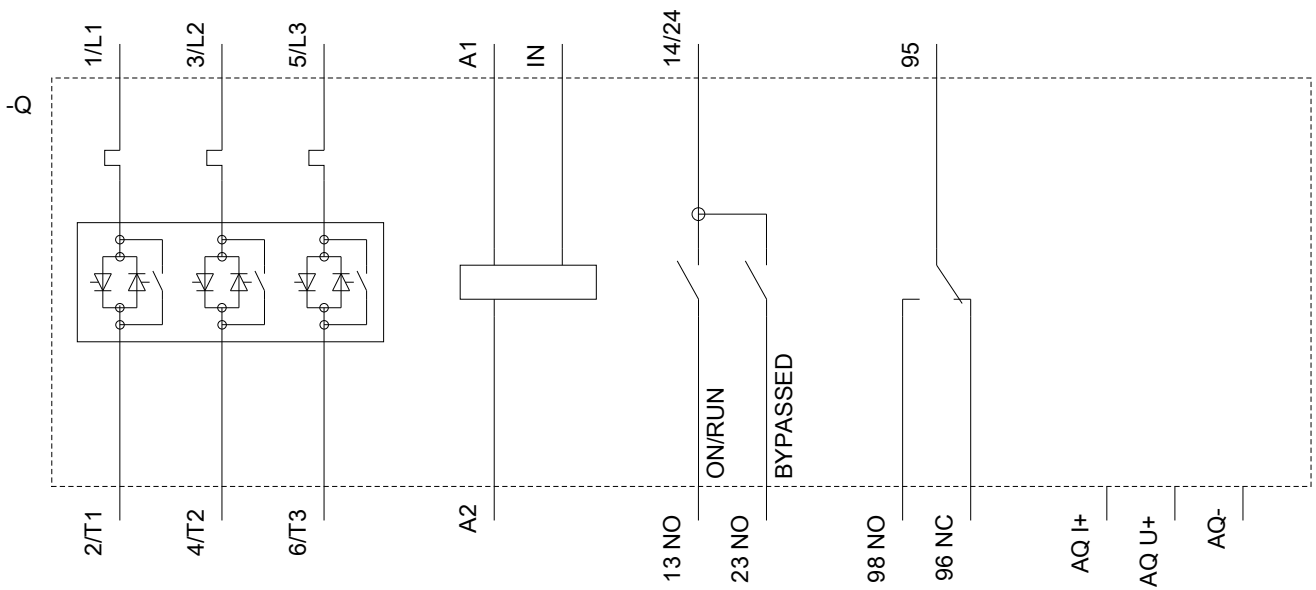
Characteristic: Tripping characteristics, I²t, Let-through current

<https://support.industry.siemens.com/cs/ww/en/ps/3RW5236-6AC14/char>

Characteristic: Installation altitude

<http://www.automation.siemens.com/bilddb/index.aspx?view=Search&mlfb=3RW5236-6AC14&objecttype=14&gridview=view1>





last modified:

02/15/2019